

CHEVILLE INDEMOLL AVEC VIS TÊTE BOMBÉE EN ACIER ZINGUÉ POUR FIXATION DANS MATÉRIAUX CREUX

| PARAMETRES D'INSTALLATION | | | | | | | | |
|---------------------------|---------|---------|---------|----------------|---------------------------|------------------------|-------------------------|-------------------|
| Famille | Code | Mesures | Ø Forêt | Cavité minimum | Min. épaisseur du support | Épaisseur max. à fixer | Extraction placo-plâtre | Extraction plâtre |
| | INCO421 | M4 x 30 | 8 | 30 | 1-5 | 17 -hmin | 20 | 20 |
| | INCO432 | M4 x 41 | 8 | 41 | 3-10 | 22 -hmin | 20 | 20 |
| | INCO438 | M4 x 47 | 8 | 47 | 9-16 | 30 -hmin | 20 | 20 |
| | INCO446 | M4 x 53 | 8 | 53 | 15-22 | 33 -hmin | 20 | 20 |
| | INCO459 | M4 x 67 | 8 | 67 | 31-36 | 52 -hmin | 20 | 20 |
| IN-CO | INCO537 | M5 x 46 | 10 | 46 | 5-14 | 26 -hmin | 20 | 25 |
| | INCO552 | M5 x 59 | 10 | 59 | 6-18 | 42 -hmin | 20 | 30 |
| | INCO565 | M5 x 72 | 10 | 72 | 16-33 | 55 -hmin | 20 | 30 |
| | INCO580 | M5 x 89 | 10 | 89 | 33-46 | 61 -hmin | 20 | 30 |
| | INCO637 | M6 x 46 | 12 | 46 | 5-13 | 25 -hmin | 15 | 20 |
| | INCO652 | M6 x 59 | 12 | 59 | 6-17 | 38 -hmin | 20 | 25 |
| | INCO665 | M6 x 72 | 12 | 72 | 14-32 | 49 -hmin | 20 | 25 |
| | INCO680 | M6 x 89 | 12 | 89 | 34-46 | 78 -hmin | 20 | 25 |

MATÉRIAUX :



brique creuse

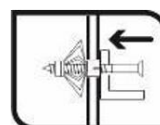
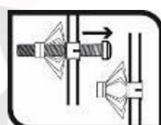
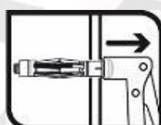
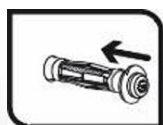


placo plâtre



béton creux

INSTALLATION :



* AUTRES DIMENSIONS NOUS CONTACTER contact@visserie-sabf.fr ou au [02.40.49.94.83](tel:02.40.49.94.83)